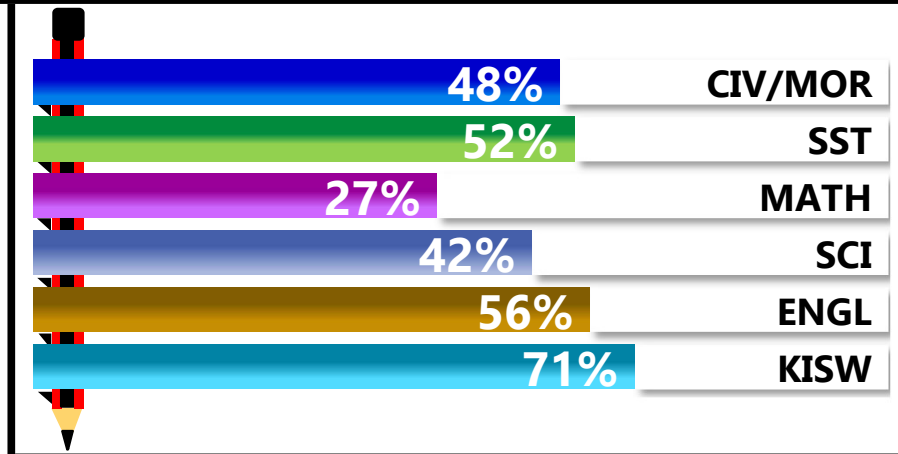






		<h1>EASTERN ARC</h1>			
REGION: TANGA		SCHOOL AVERAGE	148.0	OVERALL GRADE	
DISTRICT: HANDENI				C	
				CATEGORY	
				BELOW 40	

SUBJECT PERFORMANCE ANALYSIS

SUBJECT NAME	AVG	%	RNK	
KISWAHILI	35.6	71%	1	
ENGLISH	28.0	56%	2	
SOCIAL STUDIES	25.9	52%	3	
CIVIC & MORAL	24.1	48%	4	
SCIENCE	21.0	42%	5	
MATHEMATICS	13.4	27%	6	
BOYS/GIRLS PASS RATE		STD	AVG	%
BOYS		10	0.31	31%
GIRLS		18	0.69	69%



GRADE ANALYSIS SUMMARY					
SUBJECT NAME/GRADE	A	B	C	D	E
MATHEMATICS	0	1	4	12	11
KISWAHILI	8	15	5	0	0
ENGLISH	1	11	11	5	0
SCIENCE	0	2	10	16	0
SOCIAL STUDIES	1	6	12	9	0
CIVIC AND MORAL	0	6	12	8	1
OVERALL GRADE ANALYSIS		NO.	SEATED	%	
A	0	21	0%		
B	7		33%		
C	14		67%		
D	7	7	33%		
E	0		0%		

BOYS VS GIRLS PASSRATE (%)		
 31%	VS	 69%
 BOYS		 GIRLS
OVERALL PERFORMANCE ANALYSIS		
REGISTERED	28	100%
SEATED	28	100%
ABSENTEES	0	0%
PASSED	21	75%
FAILED	7	25%

INDEX	NAME	SEX	MATHEMATICS		KISWAHILI		ENGLISH		SCIENCE		SOCIAL STUDIES		CIVIC & MORAL		TOTAL	AVERAGE	OVERALL GRADE	SCH POSITION	OVERALL POSITION
1	GLORIA M. MWAISAKA	F	24	C	43	A	42	A	33	B	45	A	34	B	221	37	B	1	321
2	DEBORAH B. THOBIUS	F	28	C	42	A	36	B	28	C	38	B	37	B	209	35	B	2	451.5
3	NEEMA Y. MNGURUTA	F	31	B	35	B	39	B	29	C	33	B	27	C	194	32	B	3	648.5
4	NEEMA A. MWAKANGULAH	F	18	D	42	A	34	B	26	C	36	B	33	B	189	32	B	4	718
5	ESHA S. MKANGARA	F	10	E	46	A	32	B	30	C	32	B	36	B	186	31	B	5.5	760
6	PHOEBE E. AMIANI	F	16	D	41	A	31	B	27	C	38	B	33	B	186	31	B	5.5	760
7	FAITH E. AMIANI	F	7	E	43	A	39	B	33	B	29	C	34	B	185	31	B	7	780.5
8	MATHIYA C. LUNDU	M	21	C	40	B	33	B	24	C	30	C	30	C	178	30	C	8	875.5
9	MUNIRA I. KIPACHA	F	12	D	40	B	40	B	23	C	28	C	27	C	170	28	C	9	985
10	MUDRICK S. JUMA	M	21	C	39	B	34	B	20	D	27	C	26	C	167	28	C	10	1027
11	SWABRI A. HOZZA	M	15	D	39	B	24	C	25	C	28	C	31	B	162	27	C	11	1090.5
12	CHARITY A. MTUI	F	11	D	35	B	32	B	23	C	34	B	24	C	159	27	C	12	1122.5
13	FATUMA R. AMIRI	F	11	D	42	A	27	C	19	D	20	D	22	C	141	24	C	13	1300
14	ABIGAIL L. SWAI	F	6	E	34	B	26	C	19	D	28	C	25	C	138	23	C	14	1326.5
15	SALMA A. SHEKILINDI	F	9	E	34	B	31	B	20	D	21	C	22	C	137	23	C	15	1335.5
16	MATHEW Y. KIMAYA	M	17	D	35	B	28	C	16	D	19	D	20	D	135	23	C	17	1351.5
17	JASMIN N. TARIMO	F	12	D	32	B	27	C	18	D	25	C	21	C	135	23	C	17	1351.5
18	NUSURA H. HAMISI	F	11	D	41	A	30	C	16	D	21	C	15	D	134	22	C	18	1360.5
19	NOELA N. MUSHI	F	13	D	33	B	23	C	19	D	22	C	23	C	133	22	C	19	1371.5
20	DANIEL N. MBWAMBO	M	9	E	32	B	28	C	18	D	24	C	18	D	129	22	C	21	1403
21	ASIA K. KISINZAH	F	13	D	31	B	28	C	14	D	20	D	23	C	129	22	C	21	1403
22	ABDALLAH S. ATHUMANI	M	9	E	28	C	19	D	25	C	19	D	22	C	122	20	D	22	1440
23	TAIMOR M. KISSIWA	M	8	E	34	B	22	C	15	D	18	D	20	D	117	20	D	23	1464

INDEX	NAME	SEX	MATHEMATICS		KISWAHILI		ENGLISH		SCIENCE		SOCIAL STUDIES		CIVIC & MORAL		TOTAL	AVERAGE	OVERALL GRADE	SCH POSITION	OVERALL POSITION
24	MAGRETH D. MTILY	F	15	D	32	B	22	C	14	D	17	D	12	D	112	19	D	24	1475.5
25	GODFREY R. KIBONJI	M	6	E	25	C	15	D	14	D	25	C	10	E	95	16	D	26	1523
26	RAZIA M. ALLY	F	6	E	24	C	17	D	14	D	14	D	20	D	95	16	D	26	1523
27	HERMAN C. MATIKO	M	8	E	25	C	14	D	13	D	15	D	19	D	94	16	D	27	1526.5
28	ALLY K. SEFU	M	9	E	30	C	11	D	13	D	19	D	11	D	93	16	D	28	1530